
















Feast Playdough Activity

Directions: Before Feast, cut out the cards and put them into a container. Gather playdough and some simple tools such as plates or mats to work on, plastic knives, and rolling pins or spoons. Also get a serving tray or large piece of cardboard for the children to create a "Feast scene" on with playdough. At Feast, discuss the purpose for and spirit of Feast using the following quotation. Have children choose cards to use as prompts for playdough creations. You may like to divide the playdough between the children before the activity so everyone has enough. Put all the creations together to make a Feast scene to share with the rest of the community during the social portion of Feast.

"You have asked as to the feast in every Bahá'í month. This feast is held to foster comradeship and love, to call God to mind and supplicate Him with contrite hearts, and to encourage benevolent pursuits. That is, the friends should there dwell upon God and glorify Him, read the prayers and holy verses, and treat one another with the utmost affection and love." (Abdu'l-Baha, Selections from the Writings of Abdu'l-Baha, p. 91)

 <p>Cups to drink from</p>	 <p>Plates for refreshments</p>	 <p>Prayer books</p>
 <p>Food</p>	 <p>Flowers for decorating</p>	 <p>Tray or table for serving others</p>
 <p>Heart to represent love</p>	 <p>Sun to represent God's love</p>	 <p>Guitar (or instrument) for music</p>
 <p>Chairs or pillows for sitting on</p>	 <p>Calendar for community events</p>	 <p>Fund box</p>
 <p>Friends with happy faces</p>	 <p>Letters to represent correspondence</p>	 <p>Chairperson of the Assembly</p>