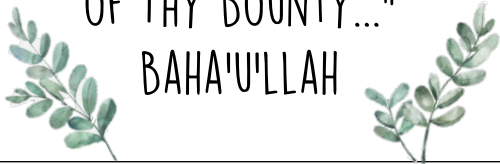



"I AM, O MY GOD, BUT A
TINY SEED WHICH THOU HAST
SOWN IN THE SOIL OF THY
LOVE, AND CAUSED TO
SPRING FORTH BY THE HAND
OF THY BOUNTY..."

BAHA'U'LLAH



"SO POWERFUL IS THE
LIGHT OF UNITY THAT IT
CAN ILLUMINE THE WHOLE
EARTH..."

BAHA'U'LLAH



"I WANT YOU TO BE
HAPPY... TO LAUGH, SMILE
AND REJOICE IN ORDER
THAT OTHERS MAY BE
MADE HAPPY BY YOU."

ABDU'L-BAHA




"BLESSED IS HE WHO
PREFERRETH HIS BROTHER
BEFORE HIMSELF."

BAHA'U'LLAH




"WHERE THERE IS LOVE,
NOTHING IS TOO MUCH
TROUBLE AND THERE IS
ALWAYS TIME."

ABDU'L-BAHA



"LET YOUR VISION BE
WORLD EMBRACING,
RATHER THAN CONFINED
TO YOUR OWN SELF."

BAHA'U'LLAH



SUNFLOWER SEEDS

SUNFLOWER SEEDS

SNAPDRAGON SEEDS

SNAPDRAGON SEEDS

MARIGOLD SEEDS

MARIGOLD SEEDS

STRAWFLOWER SEEDS

STRAWFLOWER SEEDS

SPLASH OF BLUE SEEDS

SPLASH OF BLUE SEEDS

SUNFLOWER SEEDS

SUNFLOWER SEEDS

SNAPDRAGON SEEDS

SNAPDRAGON SEEDS

MARIGOLD SEEDS

MARIGOLD SEEDS

STRAWFLOWER SEEDS

STRAWFLOWER SEEDS

SPLASH OF BLUE SEEDS

SPLASH OF BLUE SEEDS

PLANTING INSTRUCTIONS:

1. SPADE: LOOSEN AND TURN THE SOIL OVER
2. SOIL: ADD ADDITIONAL SOIL
3. SEED: CAREFULLY PLANT YOUR SEEDS IN THE SOIL
4. WATERING: NOT TOO MUCH!
5. SUNLIGHT: GROW YOUR PLANTS IN A LOCATION SO THEY GET THE SUN THEY NEED



PLANTING INSTRUCTIONS:

1. SPADE: LOOSEN AND TURN THE SOIL OVER
2. SOIL: ADD ADDITIONAL SOIL
3. SEED: CAREFULLY PLANT YOUR SEEDS IN THE SOIL
4. WATERING: NOT TOO MUCH!
5. SUNLIGHT: GROW YOUR PLANTS IN A LOCATION SO THEY GET THE SUN THEY NEED



PLANTING INSTRUCTIONS:

1. SPADE: LOOSEN AND TURN THE SOIL OVER
2. SOIL: ADD ADDITIONAL SOIL
3. SEED: CAREFULLY PLANT YOUR SEEDS IN THE SOIL
4. WATERING: NOT TOO MUCH!
5. SUNLIGHT: GROW YOUR PLANTS IN A LOCATION SO THEY GET THE SUN THEY NEED



PLANTING INSTRUCTIONS:

1. SPADE: LOOSEN AND TURN THE SOIL OVER
2. SOIL: ADD ADDITIONAL SOIL
3. SEED: CAREFULLY PLANT YOUR SEEDS IN THE SOIL
4. WATERING: NOT TOO MUCH!
5. SUNLIGHT: GROW YOUR PLANTS IN A LOCATION SO THEY GET THE SUN THEY NEED



PLANTING INSTRUCTIONS:

1. SPADE: LOOSEN AND TURN THE SOIL OVER
2. SOIL: ADD ADDITIONAL SOIL
3. SEED: CAREFULLY PLANT YOUR SEEDS IN THE SOIL
4. WATERING: NOT TOO MUCH!
5. SUNLIGHT: GROW YOUR PLANTS IN A LOCATION SO THEY GET THE SUN THEY NEED



PLANTING INSTRUCTIONS:

1. SPADE: LOOSEN AND TURN THE SOIL OVER
2. SOIL: ADD ADDITIONAL SOIL
3. SEED: CAREFULLY PLANT YOUR SEEDS IN THE SOIL
4. WATERING: NOT TOO MUCH!
5. SUNLIGHT: GROW YOUR PLANTS IN A LOCATION SO THEY GET THE SUN THEY NEED

